

Finland



How many people die from smoking in Finland each year?

4,070

What is the economic cost of smoking and tobacco use in Finland each year?

3,042,080,536

euros

Current Rates of Smoking and Tobacco Use in Finland

Tobacco use continues to be an epidemic in Finland. Government complacency in the face of the tobacco epidemic protects the tobacco industry in Finland as the death toll grows each year. Proponents of healthier societies must push for the implementation of evidence-based best practices in tobacco control to create change and reduce the negative effects of tobacco use.

Adult Smoking Prevalence in Finland

15+ years old; 2022

Men	Women
16.8%	13.2%

Adult smoking prevalence in Finland is 15%.

Number of Adult Smokers in Finland

15+ years old; 2022

Men	Women
385,380	315,988

Number of adult smokers in Finland is 703,166.

Youth Smoking Prevalence in Finland

10-14 years old; 2022

Boys	Girls
5.2%	5.2%

Youth smoking prevalence in Finland is 5.2%.

Adult Smokeless Tobacco Use in Finland

15+ years old; smokeless tobacco includes snus, chewing tobacco, gutkha, etc.; 2020-2021

Both Men and Women
7%

Adult smokeless tobacco use prevalence in Finland is 7%.

Deaths Caused by Tobacco in Finland

% deaths attributable to tobacco use in 2021

Men

10.6%

Women


3.6%

7.1% of all deaths in Finland are caused by tobacco use.

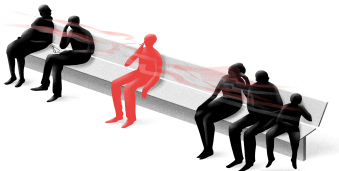
**Learn more about global Prevalence,
Youth Smoking and Deaths.**

Negative Effect of Tobacco Use in Finland

Tobacco use harms both the public and fiscal health of Finland, threatening efforts to improve equity, alleviate poverty, and protect the environment.

**Societal Harms**

The economic cost of smoking Finland is 3,042,080,536 euros. This includes direct costs related to healthcare expenditures and indirect costs related to lost productivity caused by illness and premature death.

**Harms Development**

Tobacco spending diverts funds from the resources that families need to rise out of poverty. On average in Finland, a smoker must spend 1.9% of GDP per capita to buy 100 packs of the most popular cigarettes in a year.

**Environmental Harms**

Cigarette butts are the most commonly discarded pieces of waste worldwide. It is estimated that 736 tons of butts wind up as toxic trash in Finland each year, equal to 210 female African elephants.

**Harms Health Equity**

The tobacco industry markets its products aggressively to lower-income populations and youth in Finland.

**Harms NCDs**

Not only is smoking a major risk factor for the 4 largest noncommunicable diseases (cancer, heart diseases, respiratory diseases, and diabetes), but people living with mental illness are nearly 2x as likely to smoke as other individuals.


Learn more about Health Effects.

Impact of the Tobacco Supply Chain on Finland

The tobacco industry profits significantly from producing and selling tobacco. At the same time, across the tobacco supply chain, there are significant negative health and economic repercussions for Finland.



Tobacco Industry
The total revenue of the 6 largest tobacco companies in the world was USD 362 billion in 2022, about the same as Pakistan's Gross National Income (GNI), 5x Panama's GNI and 9x Paraguay's GNI.



Tobacco Production
There were more than 5,000,000,000,000 cigarettes produced in the world in 2019, or nearly 2 cigarettes per person per day.



Tobacco Growing
Finland is not a major producer of tobacco, but globally there were 4.1 million hectares of arable land dedicated to tobacco growing in 2022 which was nearly as much as the land dedicated to the world's large orange crop.

Learn more about global **Growing** and **Product Sales**.

Ending the Tobacco Epidemic in Finland

Fortunately, there are evidence-based -i.e. proven -solutions to the challenges posed by tobacco use. For several decades, governments around the world have been introducing a set of policies that address the demand for tobacco products, particularly among youth. These policies effectively reduce consumption and are cost-effective because they save governments enormous amounts of money in health care spending and increase economic productivity.

Current Tobacco Control Policies in Finland

Designated Smoke-Free Areas in Finland

No	Yes	No	No	No	No	No	No	N/A	No
Healthcare Facilities	Educational Facilities	Universities	Government Facilities	Indoor Offices	Restaurants	Pubs and Bars	Public Transport	All Other Indoor Public Places	Funds for Enforcement

**Availability of Cessation Services
in Finland**

Quitting Resources
NRT (Nicotine replacement therapy) and/or some
cessation services (neither cost-covered)

National Quit Line
Yes

Learn more about best practices in **Cessation**.

**Tobacco Packaging Regulations in
Finland**

Quality of Tobacco Packaging Regulation
None
Text warning label only
Text warning label with graphic warning label
✓ Plain Packaging with text/graphic warning label

% of Pack Covered
65%

Learn more about best practices in **Counter Marketing**.

**Tobacco Control Mass Media
Campaigns in Finland**

Ran a National Anti-Tobacco Campaign	Yes
Part Of A Comprehensive Tobacco Control Program	No
Pre-Tested With The Target Audience	No
Target Audience Research Was Conducted	Data not available
Aired On Television And/Or Radio	No
Utilized Media Planning	Yes
Earned Media/Public Relations Were Used To Promote The Campaign	No
Process Evaluation Was Used To Assess Implementation	Yes
Outcome Evaluation Was Used To Assess Effectiveness	Yes

Learn more about best practices in **Mass Media**.

Tobacco Tax Policies in Finland

Using evidence-based international recommendations/best practices, the Tobacconomics Cigarette Tax Scorecard assesses four components of tax systems - price, change in affordability, tax share, and structure - on a scale of 0 to 5, where a higher score is preferred.

Overall Score

3.75

The overall score is an average of the four component scores.

Cigarette Price

4.00

Consumers respond to higher prices by decreasing consumption and some quit using tobacco.

Change in Affordability Over Time

3.00

In addition to price, change in affordability is critical. Cigarettes need to become less affordable for consumption to decline.

Tax Share of Price

5.00

Large tax shares of price are usually a good indicator that taxes are working.

Tax Structure

3.00

Best practices include relying more on uniform specific excise taxes that are adjusted regularly to outpace growth and inflation.

Learn more about the [Scorecard in Finland](#).

Regulations on Tobacco Advertising, Promotion, and Sponsorship (TAPS) in Finland

Marketing is the key avenue that tobacco companies use to reach consumers, new and old. Restricting or eliminating marketing is key to tobacco control success.

Direct Bans		Indirect Bans	
6 out of 7 direct bans implemented		8 out of 10 direct bans implemented	
National TV and radio	Yes	Free distribution in mail or through other means	Yes
International TV and radio	Yes	Promotional discounts	Yes
International magazines and newspapers	Yes	Non-tobacco products identified with tobacco brand names	Yes
International magazines and newspapers	No	Brand name of non-tobacco products used for tobacco product	Yes
Billboard and outdoor advertising	Yes	Appearance in TV and/or films: tobacco brands (product placement)	Yes
Advertising at point of sale	Yes	Appearance in TV and/or films: tobacco products	No
Advertising on internet	Yes	Prescribed anti-tobacco ads required for any visual entertainment media product that depicts tobacco products, use or images	No
Ad Ban Compliance		Complete ban on sponsorship	Yes
		Any form of contribution (financial or other support) to any event, activity or individual	Yes
		Ban on the publicity of financial or other sponsorship or support by the tobacco industry of events, activities, individuals	Yes
100%			