

# Norway



How many people die from smoking in Norway each year?

**3,724**

What is the economic cost of smoking and tobacco use in Norway each year?

**36,668,550,674**

Norwegian kroner

## Current Rates of Smoking and Tobacco Use in Norway

Tobacco use continues to be an epidemic in Norway. Government complacency in the face of the tobacco epidemic protects the tobacco industry in Norway as the death toll grows each year. Proponents of healthier societies must push for the implementation of evidence-based best practices in tobacco control to create change and reduce the negative effects of tobacco use.

### Adult Smoking Prevalence in Norway

15+ years old; 2022

Men

**14.8%**

Women

**13.2%**

Adult smoking prevalence in Norway is 14%.

### Number of Adult Smokers in Norway

15+ years old; 2022

Men

**337,105**

Women

**297,428**

Number of adult smokers in Norway is 634,336.

### Youth Smoking Prevalence in Norway

10-14 years old; 2019

Boys

**4.2%**

Girls

**4.1%**

Youth smoking prevalence in Norway is 4%.

### Adult Smokeless Tobacco Use in Norway

15+ years old; smokeless tobacco includes snus, chewing tobacco, gutkha, etc.; 2019

Both Men and Women

**18%**

Adult smokeless tobacco use prevalence in Norway is 18%.

## Deaths Caused by Tobacco in Norway

% deaths attributable to tobacco use in 2021

Men

**11.2%**

Women


**6.6%**

8.9% of all deaths in Norway are caused by tobacco use.

Learn more about global **Prevalence, Youth Smoking and Deaths.**

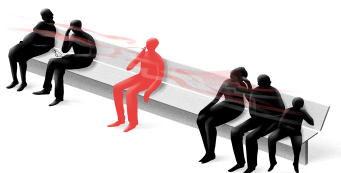
## Negative Effect of Tobacco Use in Norway

Tobacco use harms both the public and fiscal health of Norway, threatening efforts to improve equity, alleviate poverty, and protect the environment.



### Societal Harms

The economic cost of smoking Norway is 36,668,550,674 Norwegian kroner. This includes direct costs related to healthcare expenditures and indirect costs related to lost productivity caused by illness and premature death.



### Harms Development

Tobacco spending diverts funds from the resources that families need to rise out of poverty. On average in Norway, a smoker must spend 1.7% of GDP per capita to buy 100 packs of the most popular cigarettes in a year.



### Environmental Harms

Cigarette butts are the most commonly discarded pieces of waste worldwide. It is estimated that 481 tons of butts wind up as toxic trash in Norway each year, equal to 137 female African elephants.



### Harms Health Equity

The tobacco industry markets its products aggressively to lower-income populations and youth in Norway.




### Harms NCDs

Not only is smoking a major risk factor for the 4 largest noncommunicable diseases (cancer, heart diseases, respiratory diseases, and diabetes), but people living with mental illness are nearly 2x as likely to smoke as other individuals.

Learn more about **Health Effects.**

## Impact of the Tobacco Supply Chain on Norway

The tobacco industry profits significantly from producing and selling tobacco. At the same time, across the tobacco supply chain, there are significant negative health and economic repercussions for Norway.



### Tobacco Production

There were more than 5,000,000,000,000 cigarettes produced in the world in 2019, or nearly 2 cigarettes per person per day.



### Tobacco Growing

Norway is not a major producer of tobacco, but globally there were 4.1 million hectares of arable land dedicated to tobacco growing in 2022 which was nearly as much as the land dedicated to the world's large orange crop.



### Tobacco Industry

The total revenue of the 6 largest tobacco companies in the world was USD 362 billion in 2022, about the same as Pakistan's Gross National Income (GNI), 5x Panama's GNI and 9x Paraguay's GNI.

Learn more about global **Growing** and **Product Sales**.

## Ending the Tobacco Epidemic in Norway

Fortunately, there are evidence-based -i.e. proven -solutions to the challenges posed by tobacco use. For several decades, governments around the world have been introducing a set of policies that address the demand for tobacco products, particularly among youth. These policies effectively reduce consumption and are cost-effective because they save governments enormous amounts of money in health care spending and increase economic productivity.

### Current Tobacco Control Policies in Norway

#### Designated Smoke-Free Areas in Norway

Yes	Yes	Yes	Yes	Yes	Yes	Yes	Yes	N/A	No
Healthcare Facilities	Educational Facilities	Universities	Government Facilities	Indoor Offices	Restaurants	Pubs and Bars	Public Transport	All Other Indoor Public Places	Funds for Enforcement

**Availability of Cessation Services in Norway**

**Quitting Resources**  
 NRT (Nicotine replacement therapy) and/or some cessation services (neither cost-covered)

**National Quit Line**  
**No**

Learn more about best practices in **Cessation**.

**Tobacco Packaging Regulations in Norway**

**Quality of Tobacco Packaging Regulation**  
 None  
 Text warning label only  
 Text warning label with graphic warning label  
 ✓ Plain Packaging with text/graphic warning label

**% of Pack Covered**  
**35%**

Learn more about best practices in **Counter Marketing**.

**Tobacco Control Mass Media Campaigns in Norway**

<b>Ran a National Anti-Tobacco Campaign</b>	<b>Yes</b>
<b>Part Of A Comprehensive Tobacco Control Program</b>	<b>Yes</b>
<b>Pre-Tested With The Target Audience</b>	<b>Yes</b>
<b>Target Audience Research Was Conducted</b>	<b>Yes</b>
<b>Aired On Television And/Or Radio</b>	<b>Yes</b>
<b>Utilized Media Planning</b>	<b>Yes</b>
<b>Earned Media/Public Relations Were Used To Promote The Campaign</b>	<b>Yes</b>
<b>Process Evaluation Was Used To Assess Implementation</b>	<b>Yes</b>
<b>Outcome Evaluation Was Used To Assess Effectiveness</b>	<b>Yes</b>

Learn more about best practices in **Mass Media**.

## Tobacco Tax Policies in Norway

Using evidence-based international recommendations/best practices, the **Tobacconomics Cigarette Tax Scorecard** assesses four components of tax systems - price, change in affordability, tax share, and structure - on a scale of 0 to 5, where a higher score is preferred.



Learn more about the [Scorecard in Norway](#).

### Regulations on Tobacco Advertising, Promotion, and Sponsorship (TAPS) in Norway

Marketing is the key avenue that tobacco companies use to reach consumers, new and old. Restricting or eliminating marketing is key to tobacco control success.

Direct Bans	5 out of 7 direct bans implemented	Indirect Bans	7 out of 10 direct bans implemented
National TV and radio	Yes	Free distribution in mail or through other means	Yes
International TV and radio	No	Promotional discounts	Yes
International magazines and newspapers	Yes	Non-tobacco products identified with tobacco brand names	No
International magazines and newspapers	No	Brand name of non-tobacco products used for tobacco product	Yes
Billboard and outdoor advertising	Yes	Appearance in TV and/or films: tobacco brands (product placement)	Yes
Advertising at point of sale	Yes	Appearance in TV and/or films: tobacco products	No
Advertising on internet	Yes	Prescribed anti-tobacco ads required for any visual entertainment media product that depicts tobacco products, use or images	No
<div style="background-color: #e0f2f1; padding: 20px; text-align: center;"> <h3>Ad Ban Compliance</h3> <p>94%</p> </div>		Complete ban on sponsorship	Yes
		Any form of contribution (financial or other support) to any event, activity or individual	Yes
		Ban on the publicity of financial or other sponsorship or support by the tobacco industry of events, activities, individuals	Yes